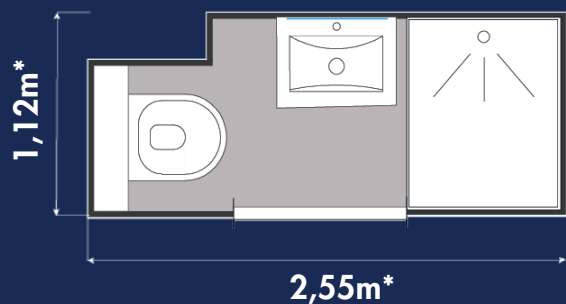




# ROXI XL

FRENCH LEADER IN PREFABRICATED BATHROOMS 



## Technical informations :

- Height = 2,25m
- Interior area = 2,3m<sup>2</sup>
- Weight = 300kg
- Shower area of 0,93x0,80m
- Door of 80cm

\*The dimensions take into account the thickness of the exterior cladding: EXCLUDING BAUDET SERVICES.  
Dimensions are given for information purposes ; the BAUDET general plan is authoritative.

[www.baudet-sa.com](http://www.baudet-sa.com)





# ROXI XL



## STRUCTURE

- Mixed structure : metal in the dry area and GRP in the shower area
- Dry area surface : PVC coated
- Shower area surface : smooth white gel coat
- Self supporting polyester floor with non-slip relief
- Non-slip shower tray integrated into the bathroom tray, floor in one piece
- PVC flooring in the dry area
- Sealing between the walls provided by a compressed foam seal

## Equipment

### DOOR

- White lacquered galvanized steel door frame - RAL 9016
- White lacquered door
- Standard door handle with indicator

### WASHBASIN

- Concrete washbasin, white gel coat finish
- Basin mixer
- Mirror
- Towel holder
- Black lacquered sheet metal shelf
- 1 double robe hook

### SHOWER

- Shower mixer
- Shower curtain mounted on aluminium rail
- Shower set including flexible hose, head and soap dish

### TOILET

- Wall hung toilet pan and white seat
- Cistern with white dual flush panel
- 1 toilet roll holder
- Storage space above the toilet

### ELECTRICITY (adapted to local regulations)

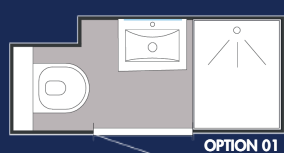
- Power or shaver socket
- 2 IP65 LED Spots connected to the junction box
- Earth cable section 6 mm<sup>2</sup>
- Drilling for vent grill

### WATER SUPPLY & WASTE PIPES

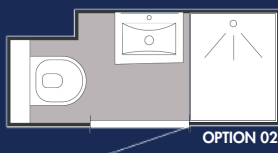
- Hot and cold water multilayer pipe with insulation, connected to 1/2 "
- Basin and shower waste pipes - PVC Ø 40
- Toilet waste pipe - PVC Ø 100

## Handings

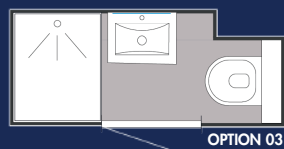
Our bathrooms can be easily adapted to the layout of your room.



OPTION 01



OPTION 02



OPTION 03



OPTION 04

### UK STANDARDS

- Basin waste pipes - PVC Ø 36
- Shower waste pipes - PVC Ø 42
- Toilet waste pipe - PVC Ø 110