

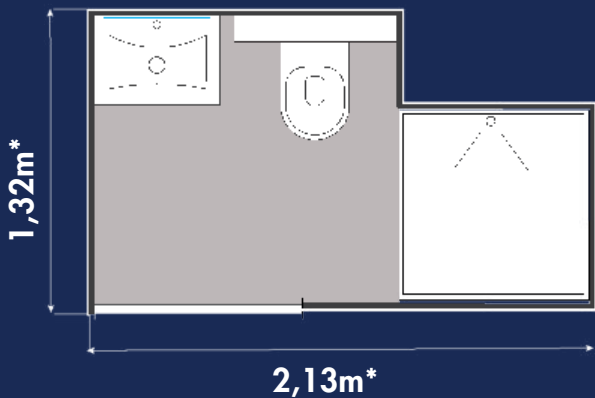


# CESA

FRENCH LEADER IN PREFABRICATED BATHROOMS 



Pictures shown are for illustration purpose only



## Technical informations :

- Height = 2,25m
- Interior area = 2,05m<sup>2</sup>
- Shower of 0,80x0,80m
- Weight = 310kg
- Door of 80cm

\*The dimensions take into account the thickness of the exterior cladding: EXCLUDING BAUDET SERVICES



CESA



## Structure

- M2 fire rated GRP
- Pod finish : gloss appearance
- Free standing non-slip floor finish, vinyl floor in the dry area
- Integrated shower tray, floor in one piece
- Sealing between the walls provided by a compressed foam

## Colour chart

### GEL COAT WALL FINISH



RAL 9016  
 Code BAUDET 901



RAL 7047  
 Code BAUDET 739



RAL 3012  
 Code BAUDET 326



RAL 6019  
 Code BAUDET 640



RAL 5014  
 Code BAUDET 547

### POSSIBLE SHOWER WALL COLOURS

### GEL COAT SHOWER FLOOR FINISH



RAL 9016  
 Code BAUDET 901

### VINYL FLOOR\* OUT OF THE SHOWER AREA


\*The floor finish is white out the Vinyl floor.



TX Habitat  
 CASAPALMA LIGHT BEIGE  
 Code BAUDET 959



TX Selection  
 TREND OAK  
 Code BAUDET 779



TX Selection  
 KIRUMA BETON GRIS  
 Code BAUDET 778

## Equipment

### DOOR

- White lacquered metal door frame
- White laminate door
- Standard door handle with indicator
- 1 double robe hook

### WASHBASIN

- Concrete washbasin, white gel coat finish
- Basin mixer
- Mirror
- Towel holder

### SHOWER

- Shower tray 75x72
- Shower mixer
- Shower curtain mounted on aluminium rail
- Shower set including flexible hose, head and soap dish

### TOILET

- Wall hung toilet pan and white seat
- Cistern with white dual flush panel
- 1 toilet roll holder
- Storage space above the toilet

### ELECTRICITY (adapted to local regulations)

- Power or shaver socket
- 2 IP65 LED Spots connected to the junction box
- Earth cable section 6 mm<sup>2</sup>
- Drilling for vent grill Ø 127 mm

### WATER SUPPLY & WASTE PIPES

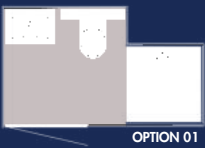
- Hot and cold water multilayer pipe with insulation, connected to 1/2 "
- Basin and shower waste pipes - PVC Ø 40
- Toilet waste pipe - PVC Ø 100

### UK STANDARDS

- Basin waste pipes - PVC Ø 36
- Shower waste pipes - PVC Ø 42
- Toilet waste pipe - PVC Ø 110

## Handings

Our bathrooms can be easily adapted to the layout of your room.



OPTION 01



OPTION 02



OPTION 03



OPTION 04

This document is not contractual. It is produced for general information only.