



FRENCH LEADER IN  
PREFABRICATED BATHROOMS

MADE IN FRANCE

# STUDIO

SECTOR : HOUSING - STUDENT ACCOMMODATIONS

BAUDET INITIAL



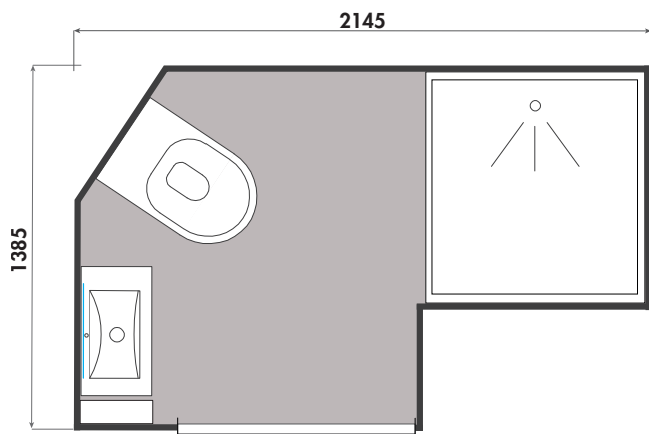
\* Photos non contractuelles

## Dimensions STUDIO

(Included the cladding)

Length = 2 145 mm    Surface int. = 1.9 m<sup>2</sup>  
Width = 1 385 mm    Weight = 250 kg  
Height = 2 220 mm    Door of 800 mm

The STUDIO model is the ideal solution for  
*the new build and refurbishment projects.*



## Our Accreditation



**AVIS**  
TECHNIQUE

Technical advice n° 9/15-1019  
from French CSTB  
(Scientific and Technical Building Centre)

Discover our range at [www.baudet-sa.com](http://www.baudet-sa.com)



**BAUDET INITIAL**

# STUDIO

MADE IN FRANCE 

## Features

### DOOR

- White lacquered door frame
- White lacquered hinged door
- Standard door lock
- 1 robe hook

### BASIN

- Concrete washbasin, white gel coat finish
- Basin mixer
- Mirror
- Towel rail

### SHOWER

- Shower area of 110x80 cm
- Shower set including flexible hose, head and soap dish
- Shower mixer
- Shower curtain mounted on aluminium rail

### WC

- Wall hung toilet pan
- White toilet seat
- Cistern dual flush 3/6L
- White flush panel
- 1 toilet roll holder
- Shelf above WC

## Structure

- GRP Structure
- Pod finish : gloss appearance
- Floor : free standing GRP non-slip finish
- Integrated shower tray
- Sealing between the wall provided by a compressed foam

## Note

The installation of our bathrooms requires services in place prior to delivery, these are not included by BAUDET.

- Our bathroom are designed to be clad with standard plasterboard (BA 13mm)
- Power supply cables for the lights and the light switch are supplied by electrician on site.
- Plumbing has to be ready for connections including isolation valves.
- The floor surface to receive the pod has to be prepared according BAUDET's recommendations, also the recess, drilling and refilling of the floor.

## Connections

Access possible through technical shaft hatches.

### ELECTRICITY/CVC

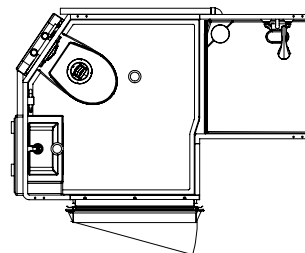
- Power socket
- 2 IP65 LED spots lights connected to the junction box
- Earthing : cable section 6 mm<sup>2</sup>
- VMC self-adjusting 30 m<sup>3</sup>/h – Ø 125 mm

### WASTE/SUPPLY

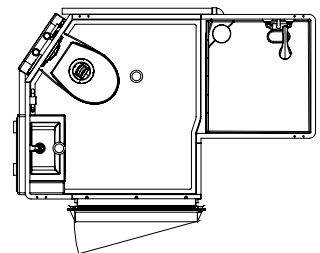
- Hot and cold water multilayer pipe insulation are connected to 1/2 "
- Basin and shower waste pipes - PVC Ø 40
- Toilet waste pipe - PVC Ø 100

## Handings

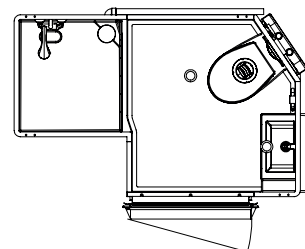
Our bathrooms can be easily adapted to the layout of your room.



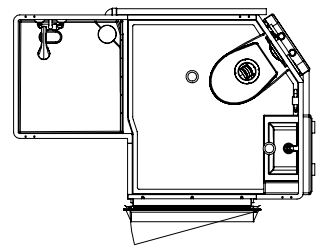
Option 01



Option 02



Option 03



Option 04

*\*This document is not contractual. It is produced for general information only.*

Tel. +33(0)2 51 66 27 85  
Fax +33(0)2 51 66 27 63  
contact@baudet-sa.com

Discover our range at [www.baudet-sa.com](http://www.baudet-sa.com)